




# Protect PT Environmental Reporting App



Protect PT's Environmental Reporting App makes it easy for you to record observations, including air pollution, dust, health impacts and much more. This tool can be used on your computer, pad or mobile device. The app can be accessed anytime at [report.protectpt.org](http://report.protectpt.org). You can follow the steps outlined below to add the environmental reporting tool to your home screen on your mobile device.

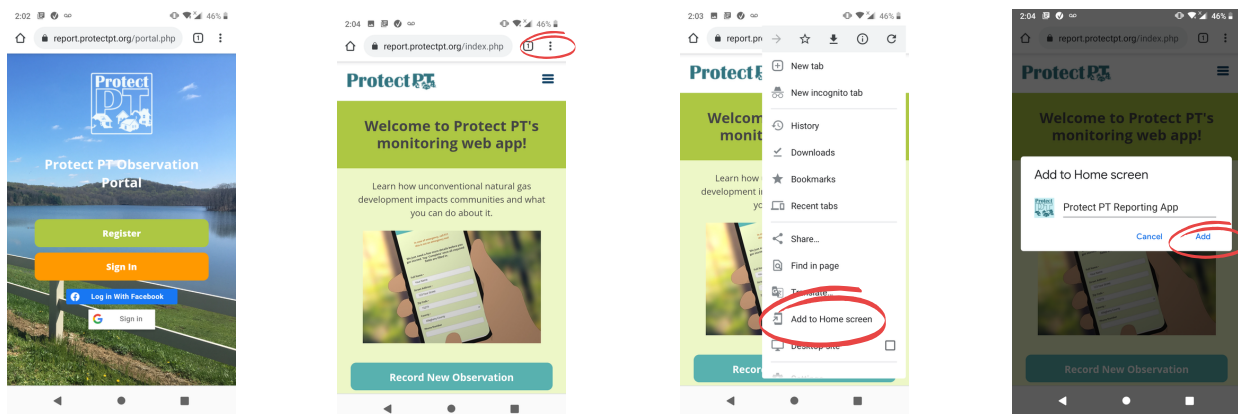
## Mobile Device Instructions:

1. Go to [report.protectpt.org](http://report.protectpt.org)
2. Follow the on-screen directions to Register or Sign in
3. To add to your home screen follow the directions based on which browser you are using:



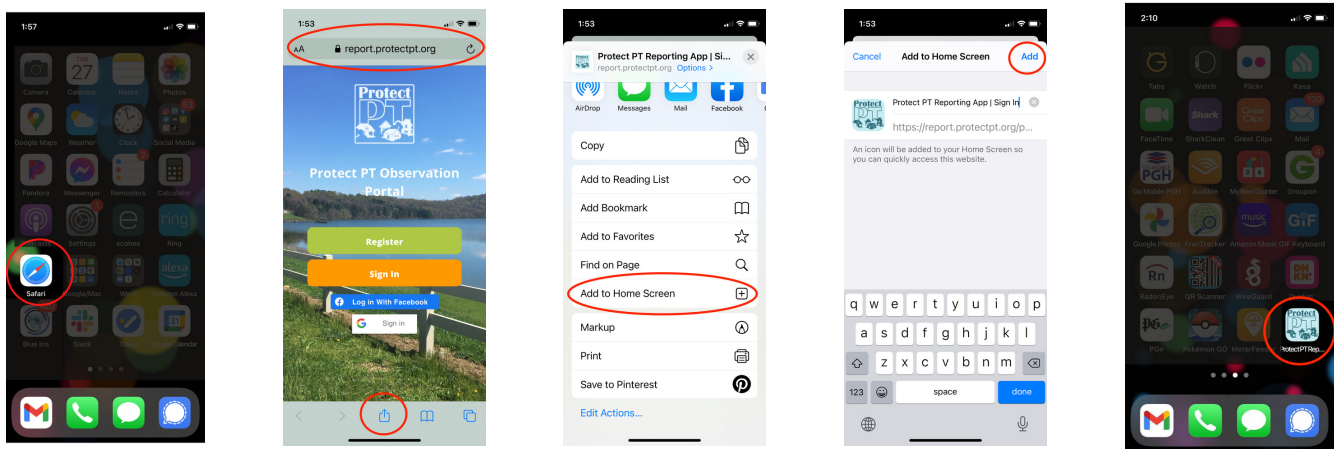
### Chrome:

Click on the 3 dots in the upper right corner of your browser  
From the dropdown menu, select add to home screen



### Safari:

Click on the share button at the bottom of your screen and select the add to home screen button

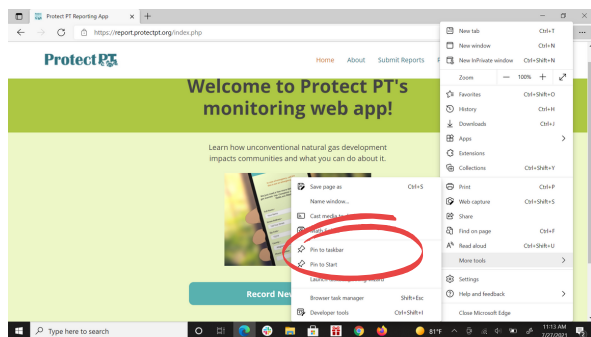
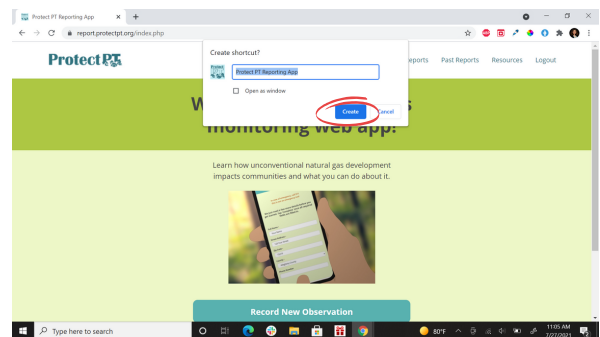
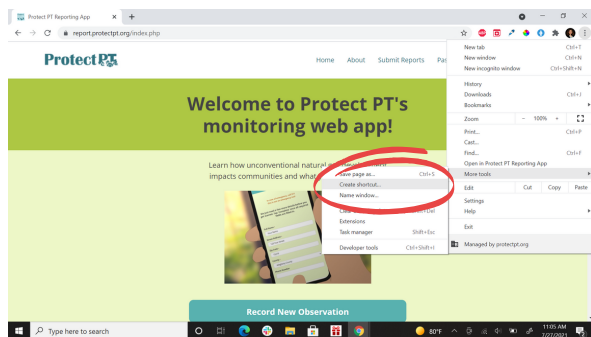
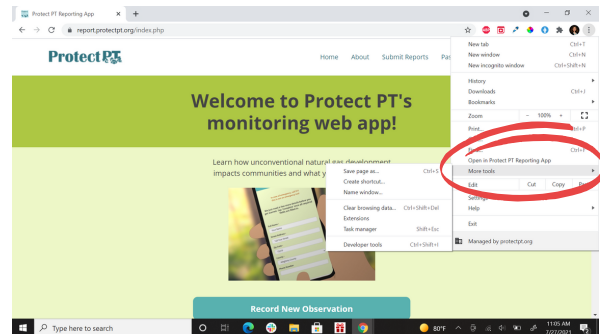
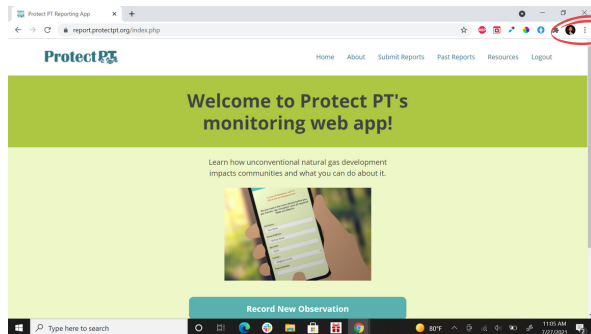


Other browsers: If you use a different browser, try searching for similar settings or contact us if you have questions.

## Computer Instructions:

1. Go to [report.protectpt.org](https://report.protectpt.org)
2. Follow the on-screen directions to Register or Sign in
3. To add to your home screen follow the directions based on which browser you are using:

Chrome/Edge: Click on the 3 dots in the upper right corner of your browser window, From the dropdown menu, hover over more tools, Select Create Shortcut (pin to taskbar in edge), Name your shortcut



Firefox: click on the 3 lines and select save page as

